



15W Single Output Industrial DIN Rail Power Supply

DR-15 series



■ Features :

- Universal AC input/Full range
- Protections: Short circuit / Overload / Over voltage
- Cooling by free air convection
- Can be installed on DIN rail TS-35/7.5 or 15
- Isolation class II
- LED indicator for power on
- No load power consumption < 0.5W
- 100% full load burn-in test
- 3 years warranty



SPECIFICATION

MODEL	DR-15-5	DR-15-12	DR-15-15	DR-15-24	
OUTPUT	DC VOLTAGE	5V	12V	15V	24V
	RATED CURRENT	2.4A	1.25A	1A	0.63A
	CURRENT RANGE	0 ~ 2.4A	0 ~ 1.25A	0 ~ 1A	0 ~ 0.63A
	RATED POWER	12W	15W	15W	15.2W
	RIPPLE & NOISE (max.) Note.2	80mVp-p	120mVp-p	120mVp-p	150mVp-p
	VOLTAGE ADJ. RANGE	4.75 ~ 5.5V	10.8 ~ 13.2V	13.5 ~ 16.5V	21.6 ~ 26.4V
	VOLTAGE TOLERANCE Note.3	±2.0%	±1.0%	±1.0%	±1.0%
	LINE REGULATION	±1.0%	±1.0%	±1.0%	±1.0%
	LOAD REGULATION	±1.0%	±1.0%	±1.0%	±1.0%
	SETUP, RISE TIME	1000ms, 50ms/230VAC 1000ms, 50ms/115VAC at full load			
HOLD UP TIME (Typ.)	70ms/230VAC 16ms/115VAC at full load				
INPUT	VOLTAGE RANGE	85 ~ 264VAC 120 ~ 370VDC			
	FREQUENCY RANGE	47 ~ 63Hz			
	EFFICIENCY (Typ.)	77%	84%	83.5%	85%
	AC CURRENT (Typ.)	0.88A/115VAC 0.48A/230VAC			
	INRUSH CURRENT (Typ.)	COLD START 35A/115VAC 65A/230VAC			
PROTECTION	OVERLOAD Note.5	105 ~ 160% rated output power Protection type : Constant current limiting, recovers automatically after fault condition is removed			
	OVER VOLTAGE	5.75 ~ 6.75V	13.8 ~ 16.2V	17.25 ~ 20.25V	27.6 ~ 32.4V
ENVIRONMENT	WORKING TEMP.	-20 ~ +60°C (Refer to "Derating Curve")			
	WORKING HUMIDITY	20 ~ 90% RH non-condensing			
	STORAGE TEMP., HUMIDITY	-40 ~ +85°C, 10 ~ 95% RH			
	TEMP. COEFFICIENT	±0.03%/°C (0 ~ 50°C)			
	VIBRATION	10 ~ 500Hz, 2G 10min./1cycle, period for 60min. each along X, Y, Z axes; Mounting: Compliance to IEC60068-2-6			
SAFETY & EMC (Note 4)	SAFETY STANDARDS	UL60950-1, TUV EN60950-1 approved, design refer to EN50178			
	WITHSTAND VOLTAGE	I/P-O/P:3KVAC			
	ISOLATION RESISTANCE	I/P-O/P:100M Ohms / 500VDC / 25°C / 70% RH			
	EMC EMISSION	Compliance to EN55011, EN55022 (CISPR22), EN61204-3 Class B, EN61000-3-2,-3			
OTHERS	EMC IMMUNITY	Compliance to EN61000-4-2, 3, 4, 5, 6, 8, 11, EN55024, EN61000-6-2, EN61204-3, heavy industry level, criteria A			
	MTBF	1172.3K hrs min. MIL-HDBK-217F (25°C)			
	DIMENSION	25*93*56mm (W*H*D)			
	PACKING	0.1Kg; 140pcs/15Kg/0.92CUFT			
NOTE	<ol style="list-style-type: none"> 1. All parameters NOT specially mentioned are measured at 230VAC input, rated load and 25°C of ambient temperature. 2. Ripple & noise are measured at 20MHz of bandwidth by using a 12" twisted pair-wire terminated with a 0.1uf & 47uf parallel capacitor. 3. Tolerance : includes set up tolerance, line regulation and load regulation. 4. The power supply is considered a component which will be installed into a final equipment. The final equipment must be re-confirmed that it still meets EMC directives. 5. Constant current operation region is within 60% ~100% rated output voltage. Protection type for short circuit is hiccup mode and will recover automatically after fault condition is removed. 				

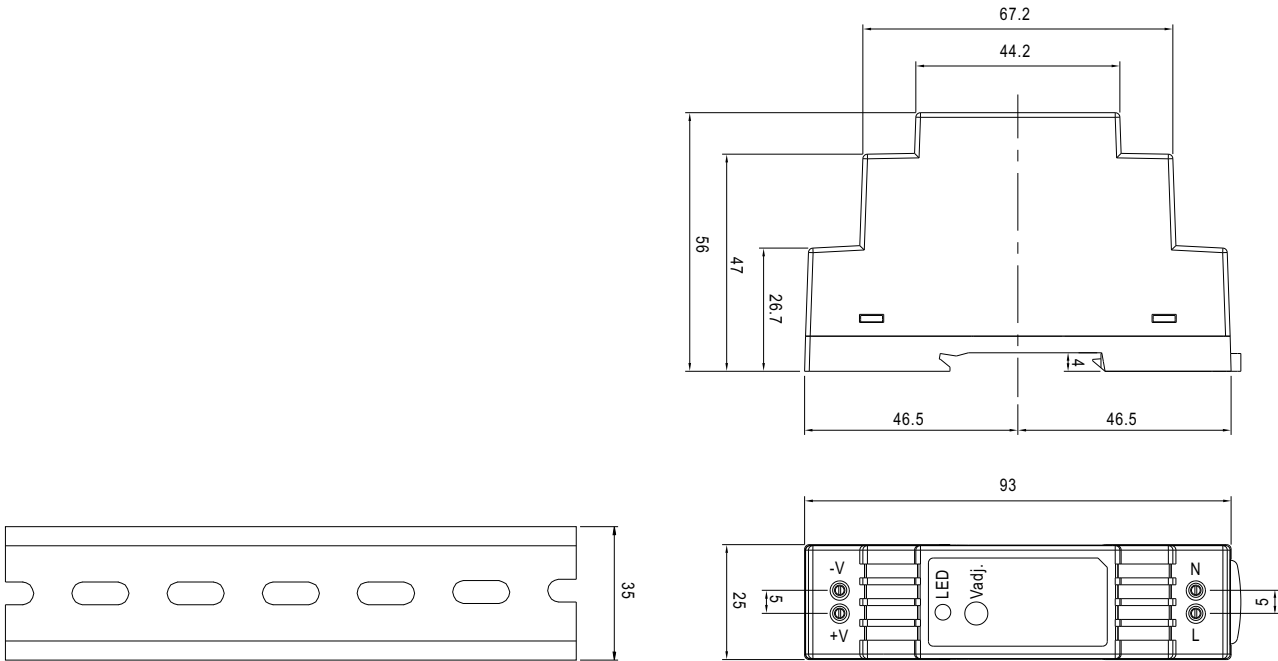


15W Single Output Industrial DIN Rail Power Supply

DR-15 series

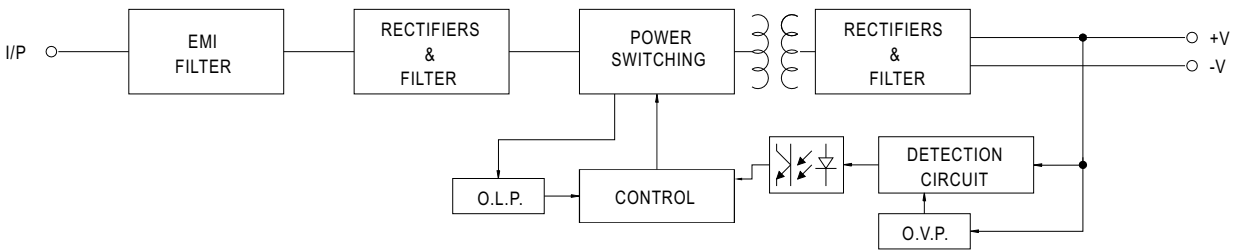
■ Mechanical Specification

Case No.985A Unit:mm

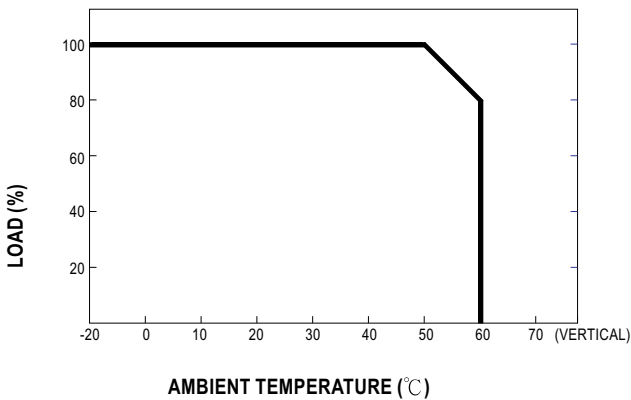


ADMISSIBLE DIN-RAIL:TS35/7.5 OR TS35/15

■ Block Diagram



■ Derating Curve



■ Output Derating VS Input Voltage

